



APRIL 2024

# Ten Reasons to Invest in Indian Equities

Investors' perspectives on India have begun to change, and the country's equity markets are becoming more popular. While some may consider this a short-term fad, we believe we have reached a tipping point where India is now too big to ignore. Indeed, we see many long-term aspects at play that render Indian equity markets particularly attractive. Below we list ten reasons why an allocation to Indian equities should be a part of investors' portfolios.

## 1. India's equity market is large and deep

India boasts a long-established equity culture. The Bombay Stock Exchange (BSE) in Mumbai, the largest Indian exchange, was founded in 1875 and is the oldest in Asia. Combined with the National Stock Exchange of India (NSE) and other local exchanges, the total market capitalisation of the Indian equity market exceeds 4.3 trillion USD (as of 31. December 2023), making it the fifth-largest world-wide and the second-largest among emerging markets (after China).

Indeed, the market capitalisation of Indian equities is equivalent to 70% of the Japanese market capitalisation and 63% of the market capitalisation of the exchanges

combined within the Euronext. In the context of emerging markets, the weight of MSCI India accounts for approximately 16.3% of the total market cap of MSCI Emerging Markets<sup>1</sup> – a proportion that has steadily grown over the past decade. (See Figure 1).

## 2. Structural factors (demographic trends, digitalization and infrastructure) underpin economic growth

India's economic growth over the past decade has been remarkable. The country contributed an estimated 17.6% to global GDP growth in 2023, compared to less than 8% in 2001.



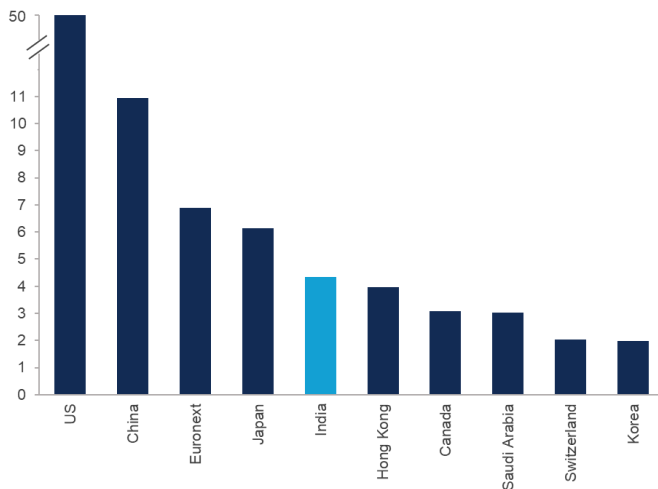
**Anand Gupta, CFA**  
Portfolio Manager



**Sarah Lien**  
Product Specialist

## TEN REASONS TO INVEST IN INDIAN EQUITIES

**Figure 1: Top 10 largest global markets by market cap (USD trillions)**



Source: World Federation of Exchanges, Allianz Global Investors, as of 31 December 2023. "US" consists of NYSE and NASDAQ, "China" consists of Shanghai and Shenzhen stock exchanges.

This impressive trajectory is underpinned by various factors. India boasts the largest young consumer market in the world – by 2030, there will be an estimated 360 million Indian consumers below the age of 30. Fittingly, India's digital infrastructure is being steadily expanded and adapted to the needs of these younger, more urban consumers. 43% of digital real-time payments worldwide are already taking place in India.

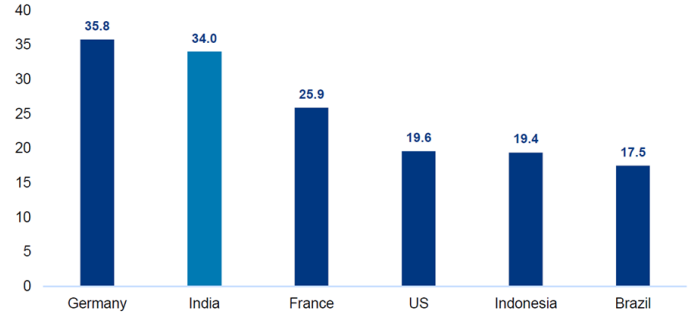
Last but not least, investments in infrastructure are contributing to more fluid trade both inside India and outside its borders. India's national highway network doubled over the past decade to 155,000 km. Likewise, the Indian government's National Infrastructure Pipeline, launched in August 2020, encompasses over 9600 projects across all sectors, including energy, telecommunications and clean water resources. This encourages not only physical mobility, but also enhanced productivity and international competitiveness.<sup>2</sup>

### 3. A STEM-focused educational system

A key factor contributing to the growing affluence of India, as well as the growth of its digital sectors, is an education system focused on STEM subjects. These account for 34% of Indian graduates, a proportion higher than many other countries, including France and the US (see Figure 2). This educational pedigree leads to a highly-skilled workforce, which, in turn, generates employment opportunities and the potential for wealth creation. In many ways, these graduates are expected to drive an innovation-based transformation of traditional parts of the Indian economy.

It is worth noting that 37% of engineers and 23% of scientists working for US IT/software companies currently come from India.<sup>3</sup>

**Figure 2: STEM Graduates as percentage of total**



Source: UNESCO Institute of Statistics, Barclays as of November 9, 2023.

### 4. India's equity markets represent a diverse universe of stocks

The breadth and diversity of the Indian stock markets offer plenty of opportunities for stock pickers. Besides stocks of long-established sectors such as pharmaceuticals (India is the largest supplier of vaccines and generics globally) and IT services (it is estimated that between 50% and 70% of global technology and operations headcount are based out of India).<sup>4</sup>

Indian cyclicals like industrials and real estate are on the ascent, benefiting from the post-covid recovery and geopolitical factors (e.g. the "China+1" supply chain diversification strategy being adopted by many multinationals). Domestic consumer stocks and disruptive innovators are also benefiting from the demographic and digitalisation trends.



## TEN REASONS TO INVEST IN INDIAN EQUITIES

Lastly, a reformist and business-friendly government agenda has boosted investments in “sunrise” industries (pharma, solar, electronics) and has supported the monetisation of government-owned assets through a healthy IPO market.



Thus, in India, the top two sectors account for a 38% weighting in MSCI’s India index, compared to over 77% for technology in MSCI’s Taiwan index at the opposite extreme.<sup>5</sup> With eight sectors having more than a 5% weight in the index, India delivers significant diversification benefits.

### 5. Corporate governance is improving

More and more businesses in India are adhering to best practice in financial disclosure, treatment of minority shareholders, and continuous improvement in corporate governance. Better transparency allows the market to assess a company’s financial health and weigh the risk factors. As such, this also contributes to a lower risk premium and improved valuations.

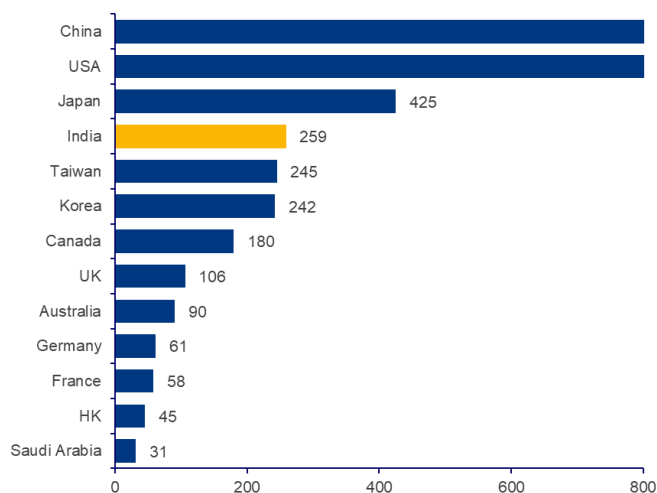
There have been high-profile cases involving family-controlled businesses and other forms of litigation that offer telling examples of this shifting mindset: calls for increased powers for independent directors and more protections for minority shareholders have been echoed by swathes of the national financial media.

### 6. India’s markets are highly liquid

The Indian equity markets are not only large, they are also very liquid. Over 170 stocks listed on Indian exchanges enjoy a market capitalisation over 5 bn USD (the fourth-highest figure worldwide). They have a high level of daily turnover. Over 250 stocks average a daily turnover above

10 mn USD – a figure only surpassed by the Japanese, US and Chinese equity markets. (See Figure 3).

**Figure 3: Number of stocks with average daily turnover > 10 million USD**



Source: CLSA, as of 31 December 2023.

## 7. India’s equity markets don’t move in lockstep with others

India’s stock markets have traditionally exhibited a low correlation to other major stock markets. Not only is India moderately correlated with developed markets (0.59 with Europe, 0.54 with USA, 0.49 with Japan), its stock markets are equally lowly or even less correlated with many constituents of the MSCI Emerging Markets (0.57 with Korea, 0.44 with China). An increased allocation to Indian equities for a global or emerging markets portfolio may, all things being equal, enhance its risk/return profile.

**Figure 4: MSCI India return correlations with selected MSCI markets (weekly USD price returns)**

MSCI Indices	India	AC World	Europe	USA	China	Japan	Korea
India	1.00	0.62	0.59	0.54	0.44	0.49	0.57
AC World	0.62	1.00	0.83	0.96	0.58	0.68	0.75
Europe	0.59	0.83	1.00	0.74	0.49	0.70	0.66
USA	0.54	0.96	0.74	1.00	0.46	0.59	0.65
China	0.44	0.58	0.49	0.46	1.00	0.47	0.56
Japan	0.49	0.68	0.70	0.59	0.47	1.00	0.62
Korea	0.57	0.75	0.66	0.65	0.56	0.62	1.00

Source: Bloomberg, Allianz Global Investors, as of 25 January 2024. Correlation data is calculated based on historical return of respective MSCI indices for the past 10 years, using weekly USD return.

### 8. Low proportion of State-Owned Enterprises

Another important feature differentiating India is that State-Owned Enterprises (SOEs) represent a mere 11% of the equity market, whereas for China A-shares (as measured by the MSCI China A Onshore Index), it's around 46%. It is generally accepted that SOEs typically trade on lower multiples than private peers, as government-owned entities may have social objectives that compete with minority shareholder interests.

### 9. Local investors are becoming stronger and stickier participants

India's equity market is supported by the development of a local equity culture. Investing in mutual funds has become a key part of financial planning for millions of Indians. In 2023, domestic investors (DIIs) invested 22 bn USD into Indian equity markets, marking their second highest annual inflow after hitting a high of 36 bn USD in 2022. This was the third straight year of DII inflows surpassing foreign investor (FII) flows.<sup>6</sup>

Importantly, systematic investment plan (SIP) inflows continue to touch new highs as this form of regular savings scheme gains popularity. This domestic savings pool is likely to be stickier and less contingent on currency dynamics, global interest rates or geopolitics, for example.

### 10. Foreign investors are increasingly attracted to India

Much of the recent momentum in Indian equity markets is attributed to local flows given increasing affluency and access for domestic savers; however, this does not mean

that foreign investors lack interest in India. In fact, Indian assets have also seen record foreign interest in 2023, with Foreign Institutional Investors (FII) inflows into equities totalling 21 bn USD.<sup>6</sup>

Index providers are following suit, with MSCI adding nine Indian companies to its MSCI Emerging Markets Index in November 2023, raising the weight of India within the benchmark from 15.9% to 16.3%.<sup>1</sup>

Beyond this, 2023 recorded a record number of IPOs in the India market, adding 56 new listings in total. A robust IPO pipeline typically attracts FII flows, especially if the new listings feature in growth sectors like fintech, food delivery, edtech, tourism and retail categories.

Similarly, India's upcoming inclusion in JP Morgan bond indices is widely expected to drive asset flows and market interest, with Fitch estimating USD 24 bn in passive inflows between June 2024 and March 2025.<sup>7</sup>

## Conclusion

As with all emerging markets, a degree of caution is necessary when investing in India. Robust risk management guardrails help to navigate volatile times. In-depth knowledge of India and local market specificities also help to select the most promising stocks and avoid pitfalls. At Allianz Global Investors, we believe that an active stock-picking approach is best suited to harness the many opportunities India offers to investors.

## TEN REASONS TO INVEST IN INDIAN EQUITIES

<sup>1</sup> Source: MSCI, as of November 2023

<sup>2</sup> Source: [indiainvestmentgrid.gov.in](http://indiainvestmentgrid.gov.in), accessed April 2024

<sup>3</sup> Source: Barclays, November 2023

<sup>4</sup> Source: E&Y, January 2023

<sup>5</sup> Source: CLSA, January 2024

<sup>6</sup> Source: MSCI, March 2024

<sup>7</sup> Source: Fitch, September 2023

**The document is for use by qualified Institutional Investors (or Professional/Sophisticated/Qualified Investors as such term may apply in local jurisdictions).**

This document or information contained or incorporated in this document have been prepared for informational purposes only without regard to the investment objectives, financial situation, or means of any particular person or entity. The details are not to be construed as a recommendation or an offer or invitation to trade any securities or collective investment schemes nor should any details form the basis of, or be relied upon in connection with, any contract or commitment on the part of any person to proceed with any transaction.

Any form of publication, duplication, extraction, transmission and passing on of the contents of this document is impermissible and unauthorised. No account has been taken of any person's investment objectives, financial situation or particular needs when preparing this content of this document. The content of this document does not constitute an offer to buy or sell, or a solicitation or incitement of offer to buy or sell, any particular security, strategy, investment product or services nor does this constitute investment advice or recommendation.

The views and opinions expressed in this document or information contained or incorporated in this document, which are subject to change without notice, are those of Allianz Global Investors at the time of publication. While we believe that the information is correct at the date of this material, no warranty of representation is given to this effect and no responsibility can be accepted by us to any intermediaries or end users for any action taken on the basis of this information. Some of the information contained herein including any expression of opinion or forecast has been obtained from or is based on sources believed by us to be reliable as at the date it is made, but is not guaranteed and we do not warrant nor do we accept liability as to adequacy, accuracy, reliability or completeness of such information. The information is given on the understanding that any person who acts upon it or otherwise changes his or her position in reliance thereon does so entirely at his or her own risk without liability on our part. There is no guarantee that any investment strategies and processes discussed herein will be effective under all market conditions and investors should evaluate their ability to invest for a long-term based on their individual risk profile especially during periods of downturn in the market.

Investment involves risks, in particular, risks associated with investment in emerging and less developed markets. Any past performance, prediction, projection or forecast is not indicative of future performance. Investors should not make any assumptions on the future on the basis of performance information in this document. The value of an investment and the income from it can fall as well as rise as a result of market and currency fluctuations and you may not get back the amount originally invested.

Investing in fixed income instruments (if applicable) may expose investors to various risks, including but not limited to creditworthiness, interest rate, liquidity and restricted flexibility risks. Changes to the economic environment and market conditions may affect these risks, resulting in an adverse effect to the value of the investment. During periods of rising nominal interest rates, the values of fixed income instruments (including short positions with respect to fixed income instruments) are generally expected to decline. Conversely, during periods of declining interest rates, the values are generally expected to rise. Liquidity risk may possibly delay or prevent account withdrawals or redemptions.